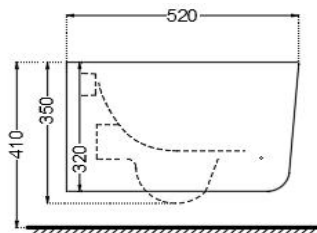
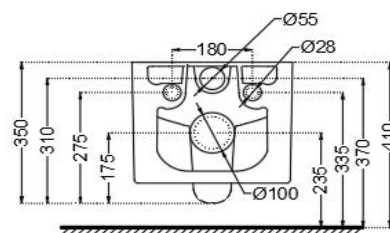


TOP VIEW



SIDE VIEW



BACK VIEW

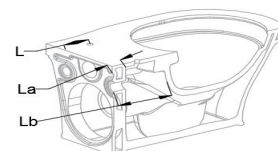
General Information

Product Code	LBS-WHT-45953NBIUF
Brand	Artize
Colour	White
Type	Wall Hung WC
Material	Ceramic - Vitreous China

Product Specification

Product Dimension	360x520x350 mm
bowl Inner Dimension	260X320 mm
Product Net Weight	28.65 kg
Product Gross Weight	31.0 kg
Packaging Dimension	590x400x420 mm
Outlet	Horizontal
Waste Hole Distance	Vertical distance between the Floor and the center line of the waste outlet hole \leq 235 mm

Rimless Wall Hung WC In White Finish With Blind Installation Kit UF soft close slim seat cover Exclusive Design. 4.5/2.5 ltr flushing. Anti bacterial seat cover and aze,	<p>(L) From wall tile surface to center of seat cover fixing hole</p> <p>(La) WC Fixing wall thickness</p> <p>(Lb) From wall tile surface to the inner bowl surface of WC</p>
---	---

**ACCESSORIES INCLUDED**

Electronic PP Seat cover	LBS-WHT-45101NUF
Fixing kit	ZPS-WHT-FB13

ACCESSORIES RECOMMENDATION

Rack bolt	ZPS-SNS-RB07N
Concealed cistern	APC-WHT-5012500FS, APC-WHT-5012500FP

CARE AND CLEANING GUIDELINES

- Vitreous china sanitary ware products are fragile in nature and need to be handled with care (to avoid personal injury) at all times during its storage, handling, installation and use thereafter.
- The product is heavy and it is recommended that two persons hold it while it is being fixed.
- Carefully inspect the new product for damage before installation.
- Risk of product damage. Over tightening may cause breakage or chipping of vitreous china.
- Risk of external leakage. Do not lift or rock the bowl after placement.
- Always test your cleaning solution on an inconspicuous area on the product before applying it to the entire surface.
- Do not allow cleaners to sit or soak on the product.
- Use a soft, dampened sponge or cloth to clean. Never use abrasive material like a bristle brush or scouring pad.
- Wipe surfaces clean and rinse completely with water immediately after applying cleaners.
- Clean Chrome, stainless steel surfaces once a week. Do not use cleaners containing chloride on chrome, stainless steel. If used, rinse the surface immediately to prevent corrosion.
- Wherever chrome plating is used on the products, use only warm water to clean and then dry with a soft cloth.

QUALITY MANAGEMENT SYSTEM - ISO 9001

DISCLAIMER: Our every effort has been made to ensure factual accuracy, the information presented subject to changes due to requirements in different sites, markets and/ or countries. All dimensions are in mm (Tolerance \pm 5 MM). Jaquar reserves the right to make the necessary amendments at any time without prior notice.

For Installation Refer Actual Product